



MÖBEL

Gestell Kufen aus rostfreiem Stahl oder lackiertem Stahl, Beine aus lackiertem Stahlblech

Sitz Polyurethanschaum

Konstruktion Sperrholz, Leinen-Gummi-Polstergurte

Ausführung Stoff, Leder

TISCHE

Konstruktion Kufen oder Beine aus lackiertem Stahl

Tischplatten Lackiertem MDF-Platten



RO/1/0
102 x 102 x 55/76 x 38



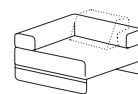
RO/1/0/NL
102 x 102 x 55/76 x 38



RO/PD
102 x 102 x 38



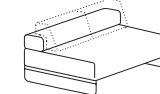
RO/PD/NL
102 x 102 x 38



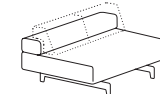
RO/1/P
RO/1/L
102 x 102 x 55/76 x 38



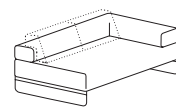
RO/1/P/NL
RO/1/L/NL
102 x 102 x 55/76 x 38



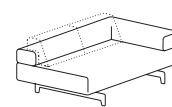
RO/2/0
150 x 102 x 55/76 x 38



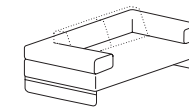
RO/2/0/NL
150 x 102 x 55/76 x 38



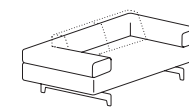
RO/2/P
RO/2/L
173 x 102 x 55/76 x 38



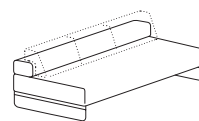
RO/2/P/NL
RO/2/L/NL
173 x 102 x 55/76 x 38



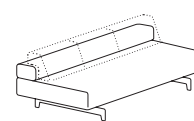
RO/2/2
196 x 102 x 55/76 x 38



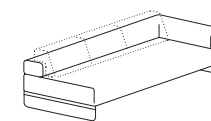
RO/2/2/NL
196 x 102 x 55/76 x 38



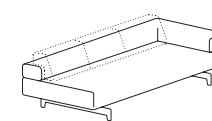
RO/3/0
225 x 102 x 55/76 x 38



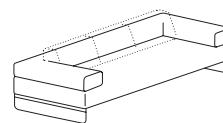
RO/3/0/NL
225 x 102 x 55/76 x 38



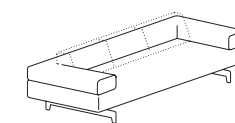
RO/3/P
RO/3/L
246 x 102 x 55/76 x 38



RO/3/P/NL
RO/3/L/NL
246 x 102 x 55/76 x 38



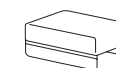
RO/3/2
267 x 102 x 55/76 x 38



RO/3/2/NL
267 x 102 x 55/76 x 38



RO/A/P
70 x 35 x 38



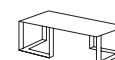
RO/PM
71 x 102 x 38



RO/PM/NL
71 x 102 x 38



RO/SD
100 x 100 x 30



RO/SL
140 x 50 x 40



RO/SK
50 x 50 x 50



RO/SM
53 x 33 x 64